VR120 SERIES PANELS

VR120 Series Vandal Resistant Panels with codelock for the traditional “4+1” Audio system

1 button up to 12 button panels available

VR120/136-3/CL



VR120/136-12/CL



The VR120 series audio panels that are fitted with the **136** speaker has been designed for the traditional “4+1” audio system.

These robust vandal resistant panels are 120mm wide, manufactured from 2mm thick 316 marine grade vertically brushed stainless steel.

The **136** speaker uses 4 common wires: two wires for speech (in each direction), a lock release wire and a common GND connection, plus a call wire that rings the audiophone.

The panels also incorporate a **VR4901/NFP** 3 code, 3 relay codelock module with blue back-lit keypad buttons.

Vandal resistant panel
120mm wide, 2mm thick 316 marine grade brushed stainless steel.

Panel protections
IP55 ingress protection rating and **IK10** impact protection rating.

Call status indication LEDs
DDA compliant call progress LEDs: speak (yellow), busy (red) and door open (green).

Reassurance tones
Call progress reassurance tones and acoustic signals.

Vandal resistant call buttons
IP68 rated **VXSSB** call buttons with high contrast yellow bezel button upgrade option: **VXSSB/Y/UPGRADE**.

Mic volume & speaker level volume controls
Adjustable mic and speaker volume controls.

Lock release relay
Volt free relay contacts (**C**/**NO**/**NC**) for door lock or gate controls.

Codelock module
3 code, 3 relay codelock with blue back-lit keypad buttons.

Push to exit input
Switched 0V (push-to-make) **PTE** input to activate the volt free relay.

DDA COMPLIANT

IP 55 INGRESS PROTECTION

IK 10 IMPACT PROTECTION

VIDEX®

VR120 Series Audio Panels with Codelock

4+1 STANDARD AUDIO

	VR120/136-1/CL	VR120/136-2/CL	VR120/136-3/CL
			
No. of call buttons	1x **VXSSB**	2x **VXSSB**	3x **VXSSB**
Yellow bezel button	1x **VXSSB/Y/UPGRADE**	2x **VXSSB/Y/UPGRADE**	3x **VXSSB/Y/UPGRADE**

VXSSB/Y/UPGRADE yellow bezel button option



	VR120/136-4/CL	VR120/136-5/CL	VR120/136-6/CL
			
No. of call buttons	4x **VXSSB**	5x **VXSSB**	6x **VXSSB**
Yellow bezel button	4x **VXSSB/Y/UPGRADE**	5x **VXSSB/Y/UPGRADE**	6x **VXSSB/Y/UPGRADE**

Description	VR120 series vandal resistant traditional “4+1” audio panels with codelock (including flush back box).
Finish and materials	2mm thick 316 marine grade vertically brushed stainless steel.
Speaker module	**136** traditional “4+1” audio speaker module with reassurance tones and acoustic signals.
Working voltage	12Vdc power input **+/-** 10% (compatible with **520M** and **521B** power supplies).
Current rating	Standby: 25mA, during call: 150mA (max.), during a conversation: 70mA.
LEDs	3x DDA compliant call prgress LEDs: yellow (speak), red (busy) and green (door open).
Lock release	Lock relay: dry contact relay (C/NC/NO) (max. 24Vac/dc @ 3A).
Push to Exit	1x PTE push to exit input (switched 0V).
Codelock module	**VR4901/NFP**, 3 code, 3 relay codelock module with blue back-lit keypad buttons.
Panel size (mm)	Panel dimensions for 1-3 button panels: **120 (W) x 280 (L) x 38 (D).** Panel dimensions for 4-12 button panels: **120 (W) x 400 (L) x 38 (D).**
Flush box size (mm)	**VRFB120x280** (to fit 1-3 button size panels) : **100 (W) x 260 (L) x 50 (D).** **VRFB120x400** (to fit 4-12 button size panels) : **100 (W) x 380 (L) x 50 (D).**
Other back box options	Surface with rainshield surround **or** flush with bezel surround.
Surface box size (mm)	**1.2mm** thick, 316 grade vertically brushed stainless steel rainshield surround. **VRSB120x280** (to fit 1-3 button size panels) : **124 (W) x 284 (L) x 80 (D).** **VRSB120x400** (to fit 4-12 button size panels) : **124 (W) x 404 (L) x 80 (D).**
Bezel box size (mm)	**1.2mm** thick, 316 grade vertically brushed stainless steel with **18mm** bezel surround. **VRBB120x280** (to fit 1-3 button size panels) : **157 (W) x 317 (L) x 60 (D).** **VRBB120x400** (to fit 4-12 button size panels) : **157 (W) x 437 (L) x 60 (D).**

	VR120/136-7/CL	VR120/136-8/CL	VR120/136-9/CL
Blue backlit keypad buttons to assist the partially sighted 			
No. of call buttons	7x **VXSSB**	8x **VXSSB**	9x **VXSSB**
Yellow bezel button	7x **VXSSB/Y/UPGRADE**	8x **VXSSB/Y/UPGRADE**	9x **VXSSB/Y/UPGRADE**
	VR120/136-10/CL	**VR120/136-11/CL**	**VR120/136-12/CL**
			
No. of call buttons	10x **VXSSB**	11x **VXSSB**	12x **VXSSB**
Yellow bezel button	10x **VXSSB/Y/UPGRADE**	11x **VXSSB/Y/UPGRADE**	12x **VXSSB/Y/UPGRADE**

Description	VR120 series vandal resistant traditional “4+1” audio panels with codelock (including flush back box).
Finish and materials	2mm thick 316 marine grade vertically brushed stainless steel.
Speaker module	**136** traditional “4+1” audio speaker module with reassurance tones and acoustic signals.
Working voltage **Current rating** **LEDs** **Lock release** **Push to Exit**	12Vdc power input **+/-** 10% (compatible with **520M** and **521B** power supplies). Standby: 25mA, during call: 150mA (max.), during a conversation: 70mA. 3x DDA compliant call prgress LEDs: yellow (speak), red (busy) and green (door open). Lock relay: dry contact relay (C/NC/NO) (max. 24Vac/dc @ 3A). 1x PTE push to exit input (switched 0V).
Codelock module	**VR4901/NFP**, 3 code, 3 relay codelock module with blue back-lit keypad buttons.
Panel size (mm)	Panel dimensions for 4-12 button panels: **120 (W) x 400 (L) x 38 (D).**
Flush box size (mm)	**VRFB120x400** (to fit 4-12 button size panels) : **100 (W) x 380 (L) x 50 (D).**
Other back box options	Surface with rainshield surround **or** flush with bezel surround.
Surface box size (mm)	**1.2mm** thick, 316 grade vertically brushed stainless steel rainshield surround. **VRSB120x400** (to fit 4-12 button size panels) : **124 (W) x 404 (L) x 80 (D).**
Bezel box size (mm)	**1.2mm** thick, 316 grade vertically brushed stainless steel with **18mm** bezel surround. **VRBB120x400** (to fit 4-12 button size panels) : **157 (W) x 437 (L) x 60 (D).**

(measurements in mm)

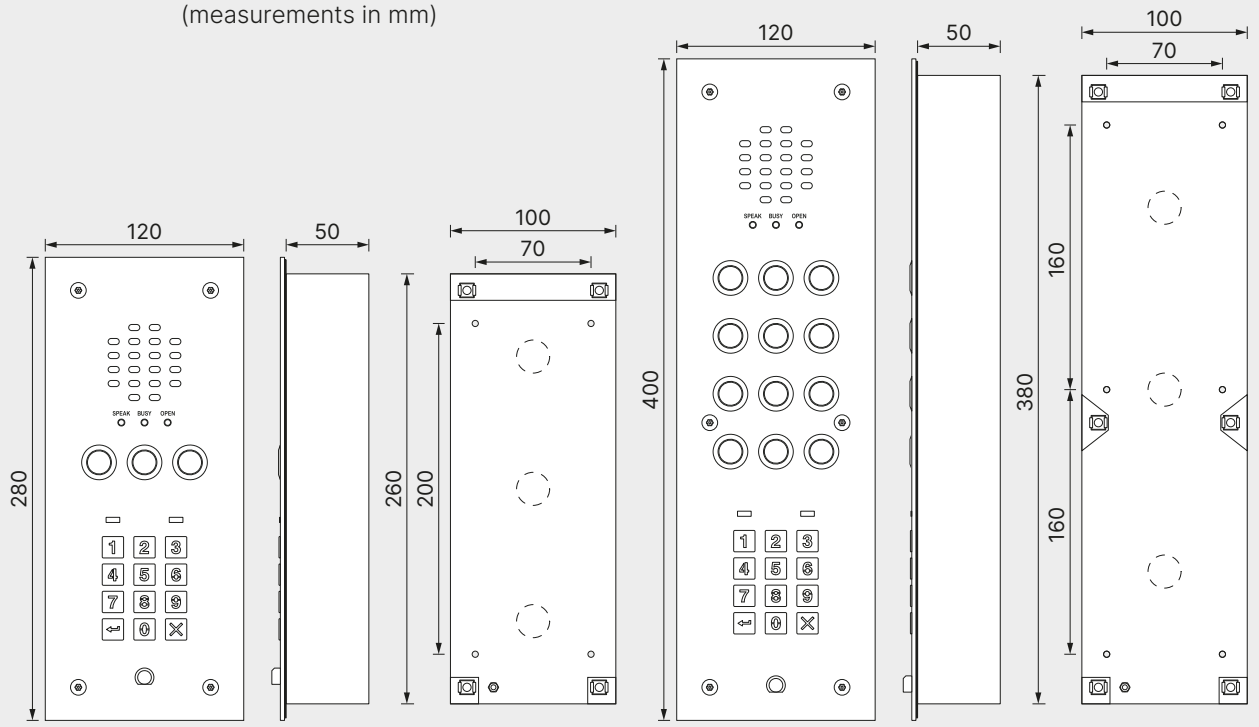

1 - 3 button panels + **VRFB120x280** flush box

4 - 12 button panels + **VRFB120x400** flush box

Part Codes

Part No.	Description
VR120/136-1/CL	VR120 series 1 button “4+1” audio panel with codelock (inc. flush box).
VR120/136-2/CL	VR120 series 2 button “4+1” audio panel with codelock (inc. flush box).
VR120/136-3/CL	VR120 series 3 button “4+1” audio panel with codelock (inc. flush box).
VR120/136-4/CL	VR120 series 4 button “4+1” audio panel with codelock (inc. flush box).
VR120/136-5/CL	VR120 series 5 button “4+1” audio panel with codelock (inc. flush box).
VR120/136-6/CL	VR120 series 6 button “4+1” audio panel with codelock (inc. flush box).
VR120/136-7/CL	VR120 series 7 button “4+1” audio panel with codelock (inc. flush box).
VR120/136-8/CL	VR120 series 8 button “4+1” audio panel with codelock (inc. flush box).
VR120/136-9/CL	VR120 series 9 button “4+1” audio panel with codelock (inc. flush box).
VR120/136-10/CL	VR120 series 10 button “4+1” audio panel with codelock (inc. flush box).
VR120/136-11/CL	VR120 series 11 button “4+1” audio panel with codelock (inc. flush box).
VR120/136-12/CL	VR120 series 12 button “4+1” audio panel with codelock (inc. flush box).
VXSSB/Y/UPGRADE	Upgrade call button to VXSSB/Y button with yellow bezel.
VRFB120x280	Flush back box for VR120 series panels to fit 120x280 size panel.
VRFB120x400	Flush back box for VR120 series panels to fit 120x400 size panel.
VRSB120x280	Surface back box for VR120 series panels to fit 120x280 size panel.
VRSB120x400	Surface back box for VR120 series panels to fit 120x400 size panel.
VRBB120x280	Flush bezel back box for VR120 series panels to fit 120x280 size panel.
VRBB120x400	Flush bezel back box for VR120 series panels to fit 120x400 size panel.

VIDEX U.K. Ltd

Main Office
Unit 4-7 Chillingham Ind. Estate, Chapman Street,
Newcastle Upon Tyne, NE6 2XX
tel: 0370 300 1240
sales@videxuk.com **www.videxuk.com**

Although every effort has been made to provide accurate information, there may be technical or print errors in this data sheet. Videx reserves the right to make changes, corrections and improvements to such information at any time and without prior notice.