

ART. 3125

3000 Series full base "4+1" audiophone incorporating an adjustable electronic call tone, "door open" push button including a "door open" LED and privacy button with privacy ON illumination LED.

For use on Sentry systems and "5+1" audio systems which incorporate the "privacy of speech" feature.

Call tone adjustment: 3 level (low, medium and high) call tone switch.

Privacy button: 1 privacy button.

Privacy indication: 1 privacy illumination LED (red).

Door open indication: 1 door open illumination LED (green).



3125
3000 Series Audiophone
QUICK GUIDE



TECHNICAL SUPPORT
 Tel: 0191 224 3174
 Fax: 0191 224 4938
 Email: tech@videxuk.com
 Web: www.videxuk.com


06_3125_V1.0_08/17



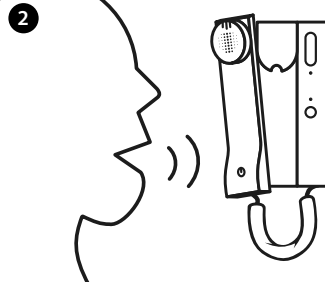
ANSWERING A CALL

beep!
beep!

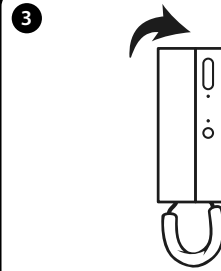
During a call



1 To answer an incoming call pick up the handset.




2 With the handset lifted a conversation with the caller can begin.

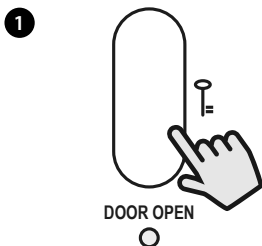



3 To end the call replace the handset back on the cradle.

TO OPEN THE DOOR




During a conversation



1 During a conversation, with the handset lifted, press the lock button  to operate the lock.

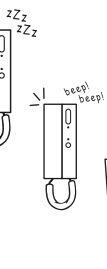


2 The door open LED will switch ON to indicate the door is open (if this was set up during the installation).

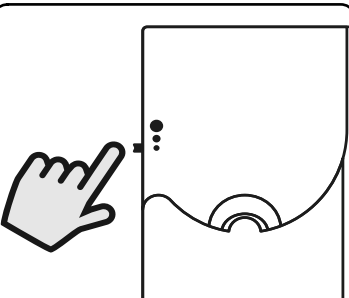


3 To end the call replace the handset back on the cradle.

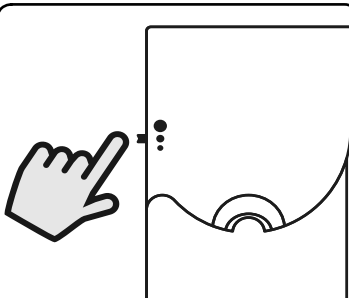
CALL TONE VOLUME ADJUSTMENT



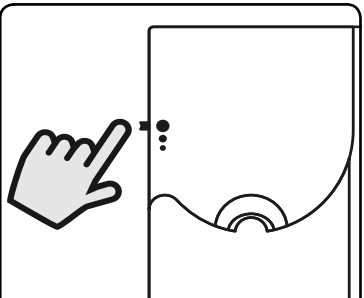
In every situation



1 Move the volume switch to the lower position to set the call tone volume to low.



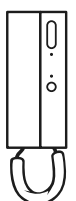
2 Move the volume switch to the middle position to set the call tone volume to medium.



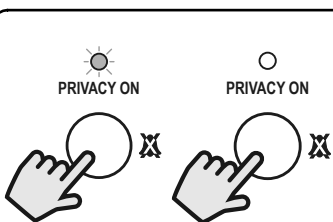
3 Move the volume switch to the higher position to set the call tone volume to high.

OPERATING THE PRIVACY BUTTON

ZZZ
ZZZ




In standby



To activate privacy and switch the phone OFF, press the privacy button. The privacy LED will switch ON. To switch the phone back ON, press the privacy button again.

TECHNICAL ADVICE



For further technical advice and assistance on the installation of this product please contact Videx technical on tel: 0191 224 3174.

For any sales advice and assistance please contact Videx sales on tel: 0191 238 8324.

To download a copy of this quick guide visit the Videx website: www.videxuk.com