

OVERVIEW

**ART. 3011**

3000 Smart Series "3+1" audiophone incorporating an adjustable electronic call tone and "door open" push button.

For use on traditional "3+1" audio systems that require an electronic call tone including the following audio kits: 4K series, 8K series and VR120DK series kits.

Call tone adjustment: 3 level (low, medium and high) call tone switch.



**3011**  
**Smart Series Audiophone**  
**QUICK GUIDE**



**TECHNICAL SUPPORT**  
 Tel: 0191 224 3174  
 Fax: 0191 224 4938  
 Email: tech@videxuk.com  
 Web: www.videxuk.com

06\_3011\_V1.0\_08/17



## ANSWERING A CALL

beep!  
beep!

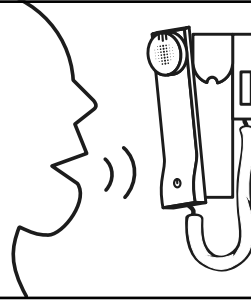
During a call

1



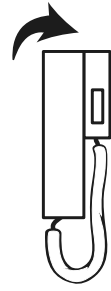
To answer an incoming call pick up the handset.

2



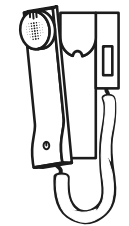
With the handset lifted a conversation with the caller can begin.

3




To end the call replace the handset back on the cradle.


## TO OPEN THE DOOR



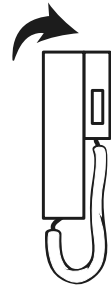
During a conversation

1



With the handset lifted, press the lock button  to operate the lock.

2



To end the call replace the handset back on the cradle.

## CALL TONE VOLUME ADJUSTMENT

zzz  
zzz

beep!  
beep!

In every situation



Move the volume switch to the lower position to set the call tone volume to low.



Move the volume switch to the middle position to set the call tone volume to medium.



Move the volume switch to the higher position to set the call tone volume to high.

## TECHNICAL ADVICE

For further technical advice and assistance on the installation of this product please contact Videx technical on tel: 0191 224 3174.

For any sales advice and assistance please contact Videx sales on tel: 0191 238 8324.

To download a copy of this quick guide visit the Videx website: [www.videxuk.com](http://www.videxuk.com)

